

Development and Performance History of the FAA P-404 Fuel-Resistant Asphalt Mix Specification



**2023 Airfield Asphalt User Producer Meeting
January 10, 2023**

**Ron Corun
Consultant for Associated
Asphalt Partners LLC**


RON CORUN CONSULTING LLC



Asphalt is Our Business

Fuel-Resistant Pavement Sealers

- Coal tar sealers are most commonly used to protect Hot Mix Asphalt pavements from fuel damage
- Different coefficient of expansion for coal tar causes substantial alligator cracking within 2-3 years
- Cracking allows fuel penetration - short service life
- Coal tar sealers are carcinogenic
 - SDS – “Unusual Chronic Toxicity: May cause cancer of the skin, lungs, kidney and bladder.”
 - Adding carcinogenic material to pavement that may be recycled – future exposure



Development of Fuel-Resistant PMA



- **CITGO Asphalt (currently Associated Asphalt) recognized dangers of coal tar sealers and formulated a safe, environmentally-friendly alternative using a highly polymer-modified asphalt binder**
 - **PG 76-22 typically contains 3% polymer**
 - **Fuel-resistant asphalt binder contains 7.5% polymers**
- **Objective – make the asphalt pavement surface course fuel-resistant and eliminate the need for sealers**

Development of Fuel-Resistant PMA



- Developed test to measure fuel resistance
- Weigh 4 Marshall or Gyrotory samples after compaction
- Immerse in jet fuel for 24 hours
- Remove samples from fuel bath, dry and weigh
- Average weight loss of 4 Marshall specimens must be less than 1.5%


Development of Fuel-Resistant PMA



- **Standard Unmodified Asphalt (PG 64-22) mix loses 10% weight from 24 hour soak in jet fuel**

- **Standard Polymer Modified Asphalt (PG 76-22) mix loses 5-6% weight after 24 soak in jet fuel**

- **Fuel-Resistant PMA – less than 1.0% weight loss**



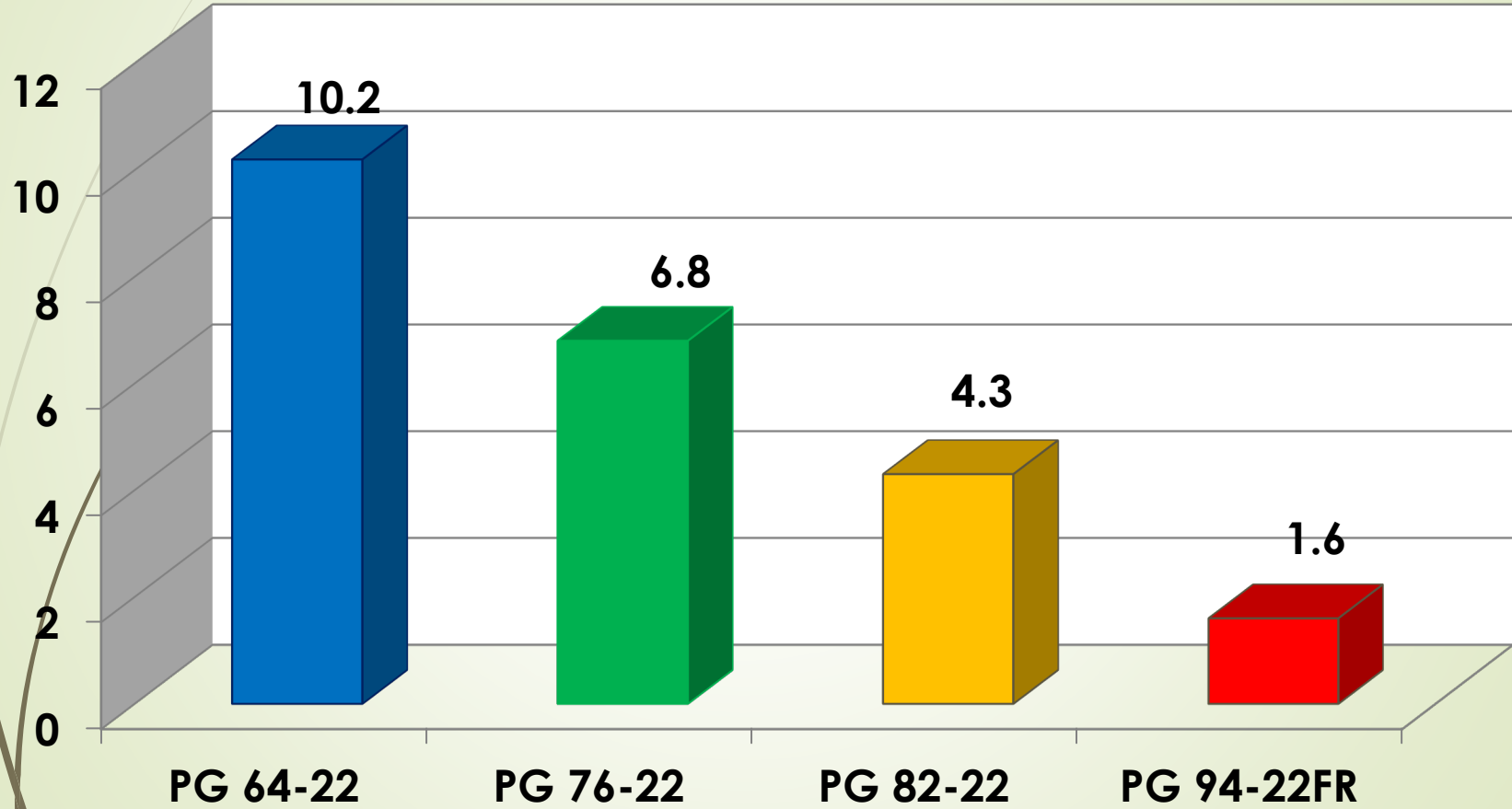
First Fuel-Resistant Mix Usage



- **First Fuel-Resistant mix construction project at La Guardia Airport in 2002**
 - **Test section on Taxiway GG – 450 tons**
- **Before first use of FR mix, the Port Authority of New York and New Jersey wanted some mix performance testing to justify the usage**
 - **Rut testing**
 - **Crack testing**

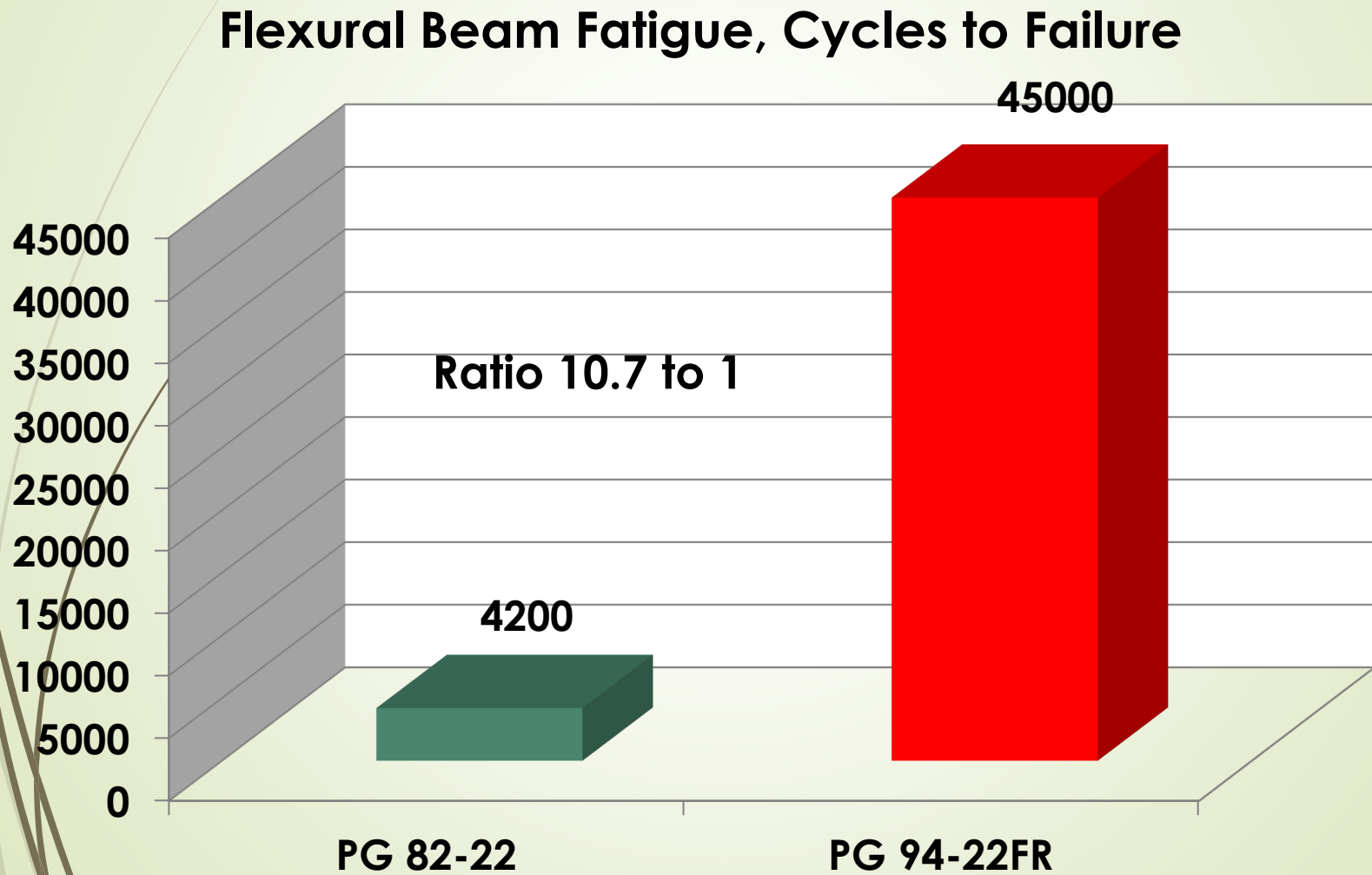
Fuel-Resistant Mix – Rut Resistance

APA Rutting, mm



PANYNJ Airfield Mix with Various Asphalt Binders

Fuel-Resistant Mix- Crack Resistance



Fuel-Resistant Mix Usage – La Guardia Airport



- Placed Fuel-Resistant Mix on Taxiway GG at La Guardia Airport August 2002
- FR Binder Graded as PG 94-22
- Pumped into plant at 330°F
- Produced mix at 340°F
- Placed in silo for 4 hours

Fuel-Resistant Mix Usage – La Guardia Airport



- Paved at 330°F
- No problems with placement
- Handwork and longitudinal joints look good
- Density achieved
- Paving crew could not see a difference in Fuel-Resistant Mix from standard P-401 mix containing PG 76-22

La Guardia Airport 2012



Ten Years After Paving

Fuel-Resistant PMA Usage – La Guardia Airport



- 2018 – Taxiway GG was still performing well, a pavement condition survey found Taxiway GG the only pavement at LaGuardia not rutted
- Rutting in pavements surrounding Taxiway GG in 2018 shown in picture

Fuel-Resistant Binder Specification



- Worked with engineers at Massachusetts Port Authority (Logan Airport) to develop a generic specification for Fuel-Resistant HMA
 - FR binder is a PG 94-22 liquid asphalt, but ASTM D6373 specification had a table with PG 82-22 the highest grade listed
 - Minimum PG 82-22 polymer modified asphalt
 - Minimum 85% Elastic Recovery
 - Separation test
 - Pass fuel resistance test
 - Standard test method for fuel resistance

Fuel-Resistant Mix Specification



- Goal – use the properties of a PG 94-22 asphalt to produce a longer-lasting more durable airfield pavement
- Use the existing P-401 mix 9.5 mm gradation
- How do you make an asphalt pavement last longer during the mix design?
- Increase the asphalt content
 - Design at lower air voids – 2.5% instead of 3.5%
 - Reduce lab compaction – specify 50 Marshall blows or 50 gyrations for all pavement areas and aircraft weights

Fuel-Resistant Mix Specification

- How do you make an asphalt pavement last longer when paving?
 - Achieve better density when compacting the pavement
 - Many studies link higher densities with longer pavement life – 1% increase in density equals 10% increase in pavement life
 - Lower in-place air voids reduce penetration of air, water and jet fuel into the pavement
 - Designing the mix at lower air voids with higher asphalt contents make the mix easier to compact - liquid asphalt is a lubricant until it cools
 - P-401 density lower limit is 92.8% (7.2% air voids)
 - P-404 lower density limit is 96.0% (4.0% air voids)



Fuel-Resistant Mix – Logan Airport



- First use of modified P-401 mix with FR binder at Boston Logan Airport
- Placed 1300 tons of Fuel-Resistant (FR) mix on Taxiway N and Runway 4L-22R at Logan Airport in June 2004

Fuel-Resistant Mix – Logan Airport



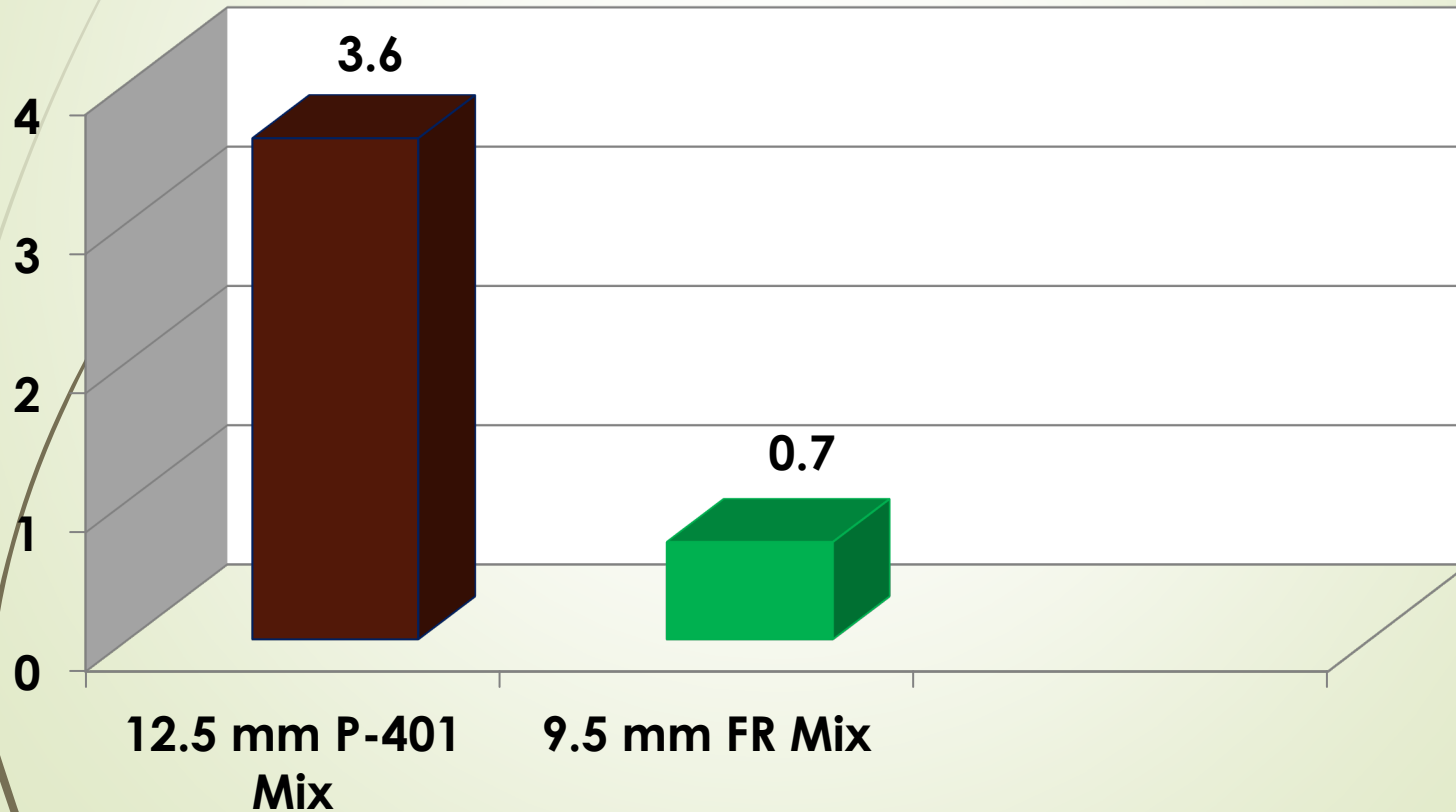
Fuel-Resistant Mix – Logan Airport



- FR Asphalt graded as PG 94-22
- 9.5 mm P-401 mix designed at 2.5% air voids with 50 Marshall blows
- 7% asphalt content design target
- MassPort engineers concerned about rutting
- APA testing at Worcester Polytechnic Institute

Worcester Polytechnic Institute – APA Rut Testing

APA Rutting, mm

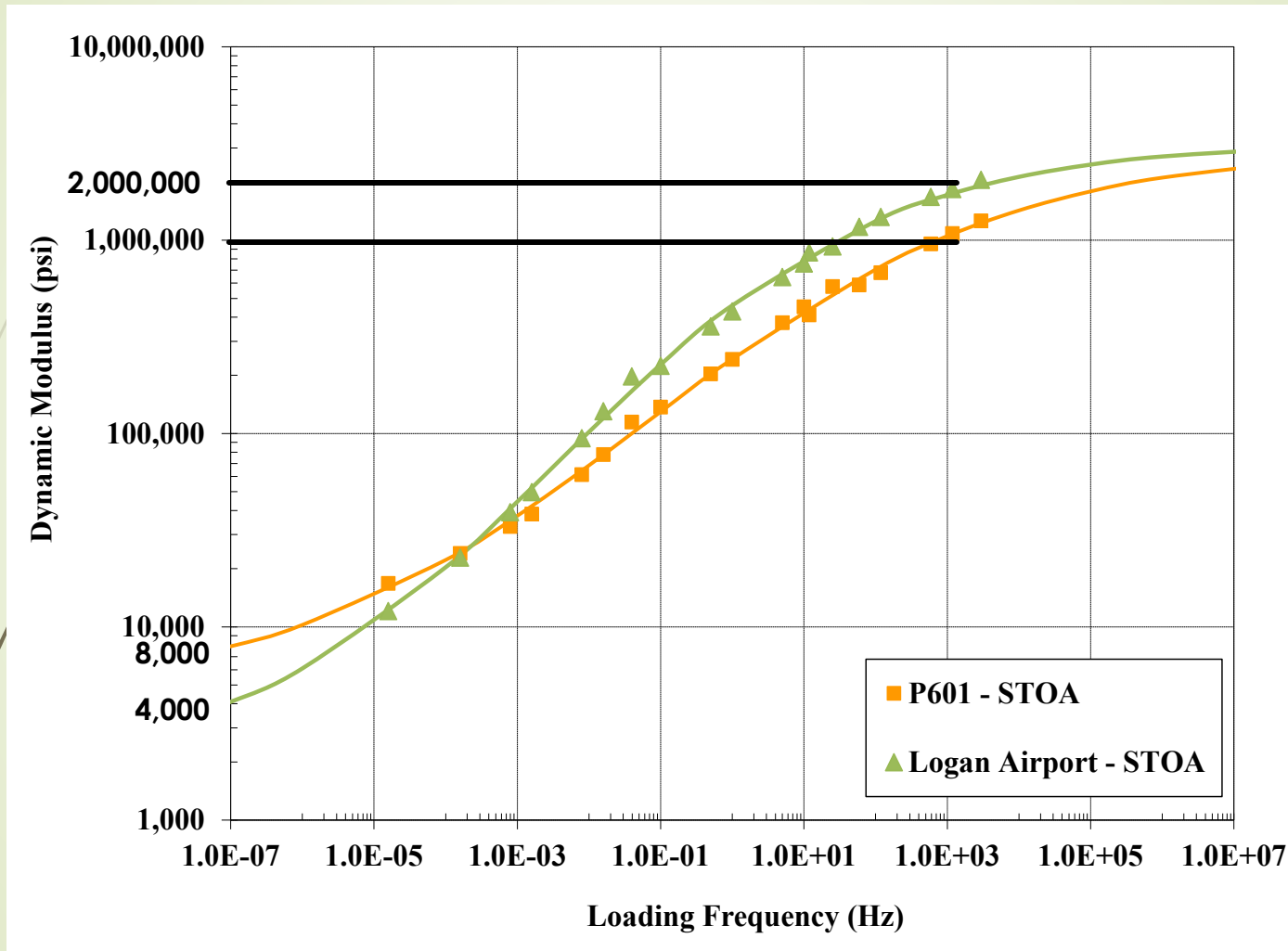


Logan P-401 vs FR Mix



Asphalt Mix Performance Tester (AMPT)

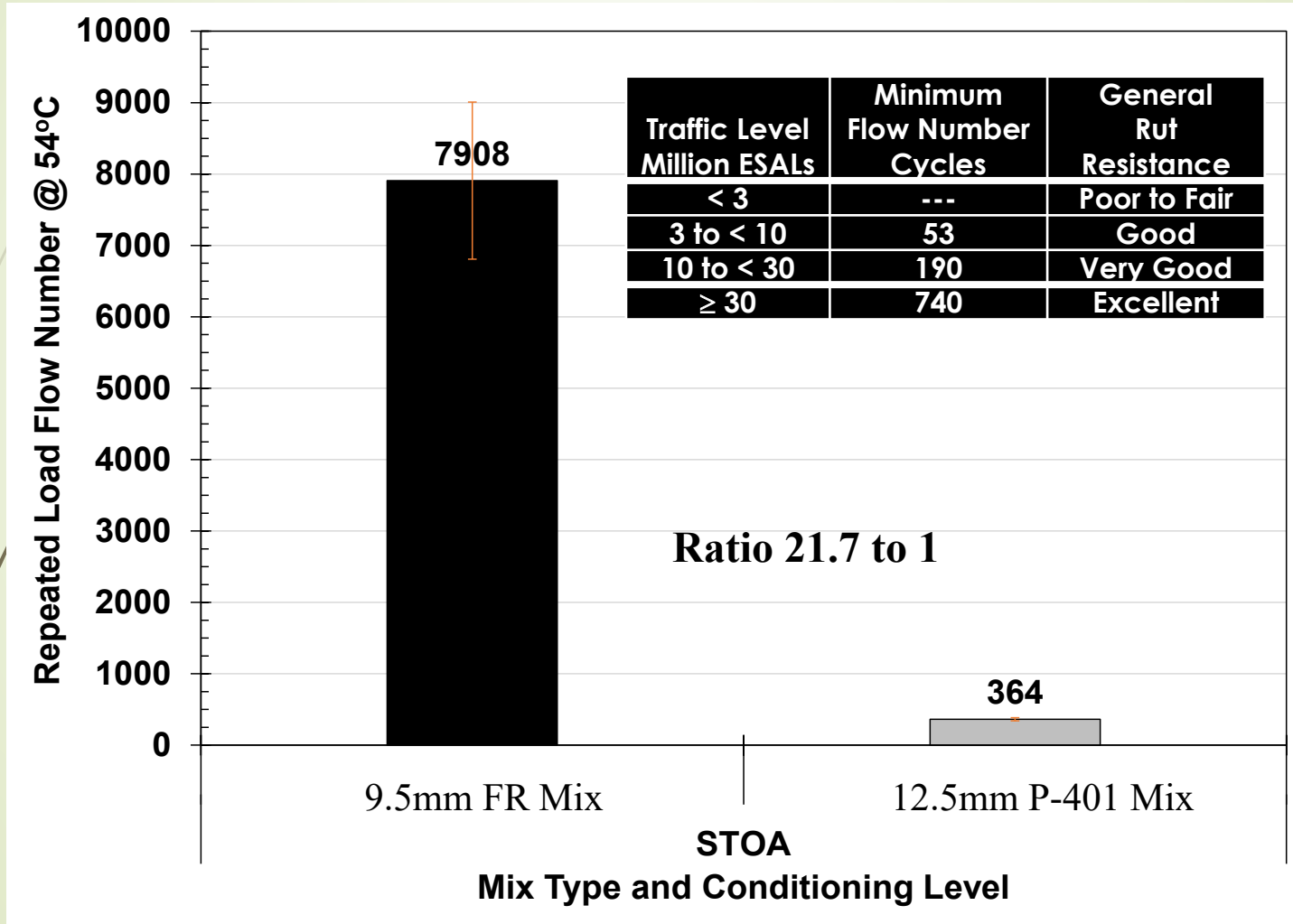
Logan P-401 Mix vs FR Mix



AMPT Dynamic Modulus

Logan P-401 Mix vs FR Mix

AMPT Flow Number




Texas Overlay Tester



- Test developed at Texas A&M University for Texas DOT
- Simulates horizontal movement at a concrete joint
- Very severe test – brittle samples do very poorly
- Measures number of cycles to failure
- Texas DOT specification requires > 300 cycles for mixes that have been Short Term Oven Aged (STOA)



Texas Overlay Tester



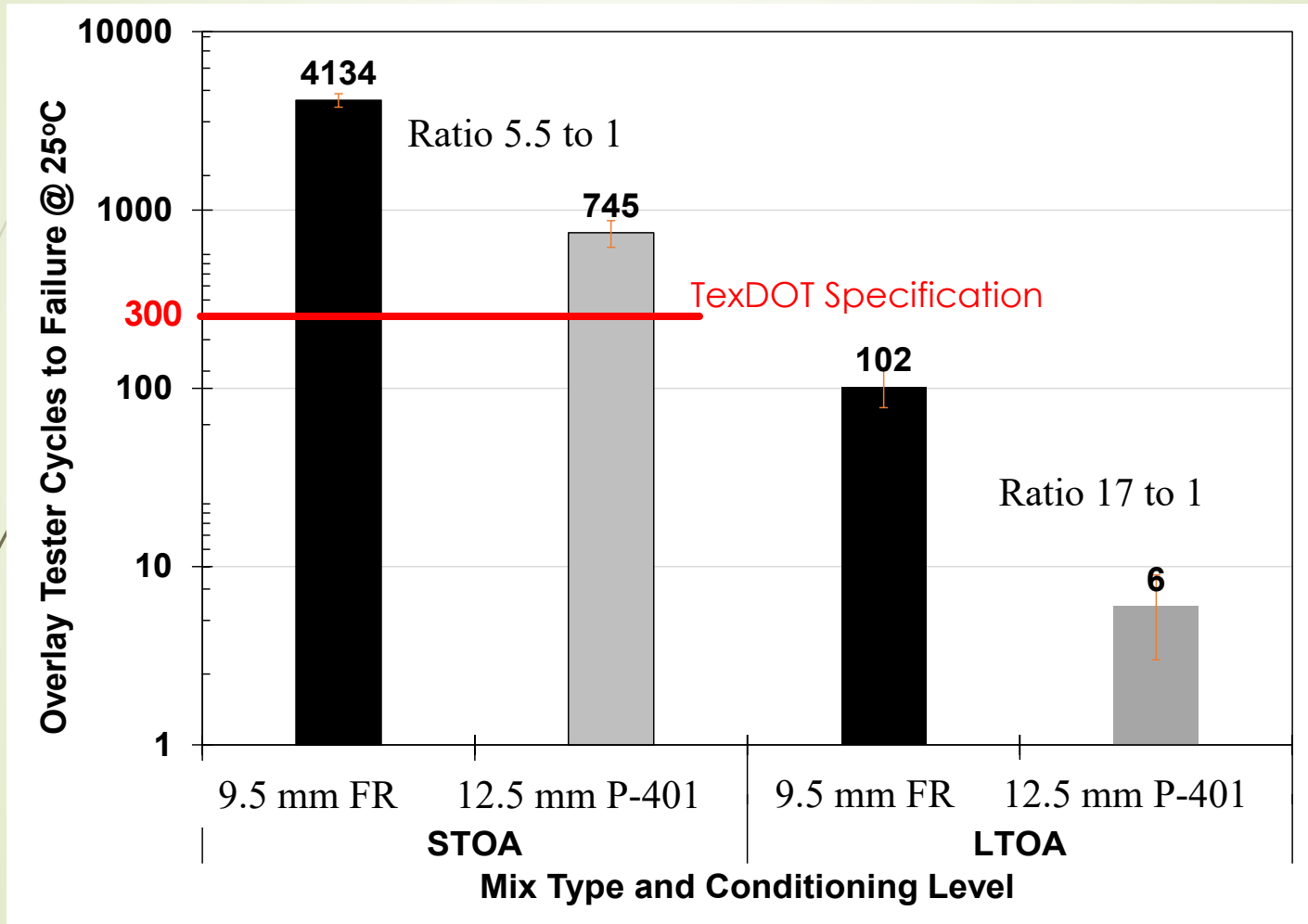
Movable plate

Fixed plate

**Saw cut gyratory specimen
and glue onto both plates**

Logan P-401 Mix vs FR Mix

Texas Overlay Tester

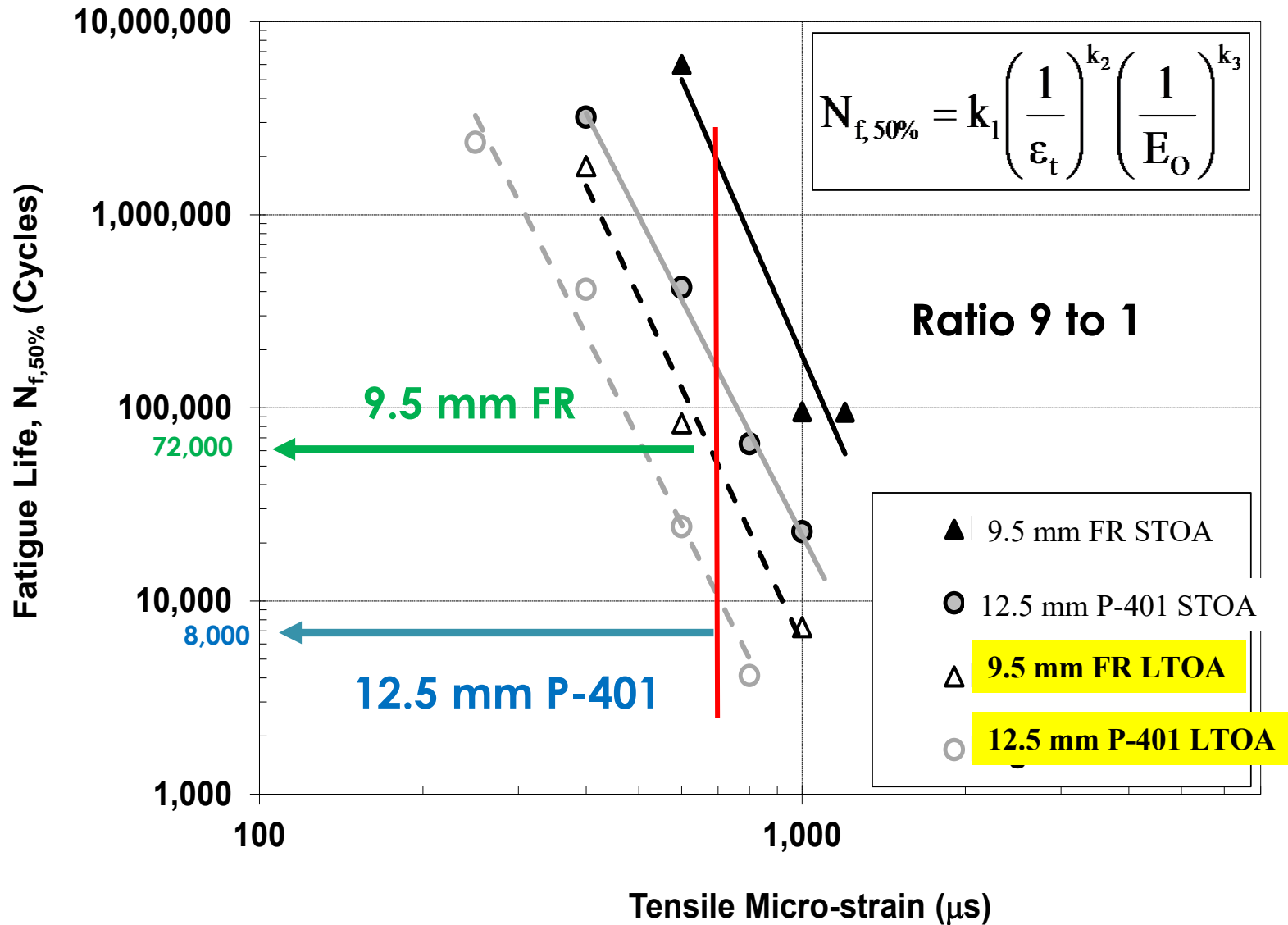


**STOA – Short Term Oven Aged
1 year old pavement**

**LTOA – Long Term Oven Aged
10 year old pavement**

Logan P-401 Mix vs FR Mix

Flexural Beam Fatigue



Fuel-Resistant Mix – Logan Airport



- Mix produced in drum plant at 340°F
- Placed at 325°F without difficulty
- Met density specification
- Excellent surface appearance

Fuel-Resistant Mix – Logan Airport



Fuel-Resistant Mix – New Projects

- ▶ Boston, MA - Logan Airport
 - ▶ Alleyway Projects – 2005, 2006, 2007
- ▶ Charlotte, NC - Douglas International Airport
 - ▶ Runway Project – 2006
- ▶ Florida DOT
 - ▶ Truck Inspection Station – 2006
- ▶ Portland, ME - Portland Jetport Apron, 2015
- ▶ Fryeburg, ME – Eastern Slopes Airport Apron, 2016
- ▶ BWI Marshall Airport – Freight Apron, 2016
- ▶ Burbank, CA - Bob Hope Airport Apron, 2019
- ▶ Numerous GA airports in SE US
- ▶ Hurlburt Field – First DOD project. Apron, 2018
- ▶ Toronto International Airport – Apron, 2020



Fuel-Resistant Mix – Logan Airport



Fuel-Resistant Mix – Logan Airport



FR Mix at Logan Airport - 2014



10 year old FR Pavement

FR Mix at Logan Airport - 2014



10 year old FR Pavement

FR Mix at Logan Airport – Why did the Joints Open Up?



FR Mix at Logan Airport - 2014



10 year old FR Pavement

FR Mix at Logan Airport - 2014



10 Year Old P-401 Pavement with PG 76-28

FR Mix at Logan Airport - 2014



10 year old FR



10 year old P-401

FR Mix at Logan Airport - 2014



9 year old FR Alleyway Pavement

FR Mix at Logan Airport



- De-icing at Logan Airport is done at the gates
- Alleyway FR pavement in picture has been exposed to de-icing chemicals for 15 winters – no visible damage to date
- 2020 - “It does not need replacing anytime soon”

FAA P-601 Specification

- **FAA was looking for alternative to coal tar sealers – projecting it would be outlawed in near future**
 - **Evaluated performance of Logan Airport StellarFlex FR mixes**
 - **Adopted Logan Airport FR specification as P-601 “Fuel-Resistant Hot Mix Asphalt Pavement” specification in July 2014**

FAA P-601 Specification



- **FAA issued Advisory Circular # 150/5370-10G , dated 07/21/2014**
- **Contained new specification item P-601 Fuel-Resistant Hot Mix Asphalt Pavement**

FAA P-601 Specification

- **Asphalt Binder Specification**
 - **ASTM D6373 - Minimum grade of PG 82-22**
 - **ASTM D6084 Elastic Recovery Test Method A – test at 25°C, Elastic Recovery $\geq 85\%$**
 - **ASTM D7173 Separation Test - Maximum temperature difference of 4°C when using ASTM D36 Ring and Ball apparatus**

FAA P-601 Specification

➤ Mix Specification

➤ P-401 Mix #3 (9.5 mm mix)

➤ Target air voids = 2.5%

➤ 50 blow or 50 gyration mix compaction regardless of aircraft type

➤ Maximum Weight loss by fuel immersion 2.5% as measured by test procedure in FAA P-601 Specification Section 601-3.3

P-601 Mix at Bob Hope Airport Burbank, CA - 2019



1" P-601 Surface Course

P-601 Mix at Bob Hope Airport Burbank, CA - 2019



1" P-601 Surface Course

P-601 Mix at Bob Hope Airport Burbank, CA - 2019



1" P-601 Surface Course

FAA P-404 Specification



- **FAA issued Advisory Circular # 150/5370-10H on December 21, 2018**
- **Renumbers specification item P-601 Fuel-Resistant Hot Mix Asphalt Pavement to P-404 Fuel-Resistant Asphalt Mix Pavement**

FAA P-404 Specification

➤ Asphalt Binder Specification

- **ASTM D6373 - PG 88-22FR or PG 82-28FR as dictated by project location climate**
- **ASTM D6084 Elastic Recovery Test Method A – test at 25°C, Elastic Recovery $\geq 85\%$**
- **ASTM D7173 Separation Test - Maximum temperature difference of 4°C when using ASTM D36 Ring and Ball apparatus**

FAA P-404 Specification

➤ Mix Specification

➤ Mix design criteria

- P-401 Mix #3 gradation (9.5 mm mix) and/or Mix #2 gradation (12.5 mm mix)
- 2.5% target air voids
- 50 Marshall blows or 50 gyrations compaction

➤ Adds Asphalt Pavement Analyzer (APA) rutting requirement

- APA Rut Depth <10mm @ 4000 passes, hose pressure 240 psi
OR
 - APA Rut Depth <5mm @ 8000 passes, hose pressure 100 psi
OR
 - Hamburg Wheel Tracking < 10mm @ 20,000 passes
- Allowable lift thickness: 1½" – 3"
 - Maximum Weight Loss Fuel Soak Test = 1.5%
 - In place density – Maximum 4% air voids compared to P-401 7.2% maximum air voids

First Military Fuel-Resistant Mix Project – Hurlburt Field AFB, Florida



- ▶ Repaved apron area in July 2018 using FAA P-601 specification
- ▶ Excellent performance to date – project is monitored by US Army Corps of Engineers
- ▶ DOD has adopted a fuel-resistant specification almost identical to FAA P-404
- ▶ Draft Unified Facilities Guide Specification – UFGS 32 12 17 .19

V-22 Osprey Pavement Effects



- V-22 Ospreys land at Lynchburg Regional Airport on a regular basis
- Apron area was repaved with P-404 mix in Fall 2020
- V-22 sits stationary for approximately 30 minutes with engines running during “hot refueling”

V-22 Osprey Pavement Effects



- Note slight discoloration beneath engine exhaust
- I believe it is small amount of unburned fuel
- Walked out to area immediately after takeoff – darkened area was too hot to touch with your hand
- No damage to P-404 pavement to date

12.5 mm FR Mix Development

- ▶ Despite demonstrated performance over the past eighteen years, some engineers are uncomfortable with a 9.5 mm mix (FAA Mix #3) that is currently in the P-404 specification
- ▶ They believe a 12.5 mm FAA Mix #2 gradation is needed to withstand aircraft loadings on taxiways and runways
- ▶ Associated Asphalt sponsored a research project at Rutgers University to see if a 12.5 mm P-401 Mix #2 could be designed using P-404 criteria
 - ▶ Designed at 2.5% air voids
 - ▶ Designed with 50 Marshall blows

12.5 mm FR Mix Development

- Compared 12.5 mm P-404 FR Mix #2 version to standard P-401 Mix #2
- Compared to P-401 Mix #2 with best asphalt binder available – PG 82-22
- AC 150 5370-10H recommends three grade bumps for heavily loaded pavements – yields a PG 82-22 in PG 64-22 climate regions
- Compared mix performance using multiple laboratory rutting and cracking tests

12.5 mm Fuel-Resistant Mix

- Asphalt Binders (true grade)
 - PG 82-22: PG 83.1-25.3
 - PG 88-22FR: PG 95.1-25.9

12.5 mm Fuel-Resistant Mix

➤ Mix Design Results

➤ Air Voids

➤ P-404 FR Mix #2 = 2.5%

➤ P401 Mix #2 = 3.5%

➤ Optimum Asphalt Content

➤ P-404 FR Mix #2 = 6.7%

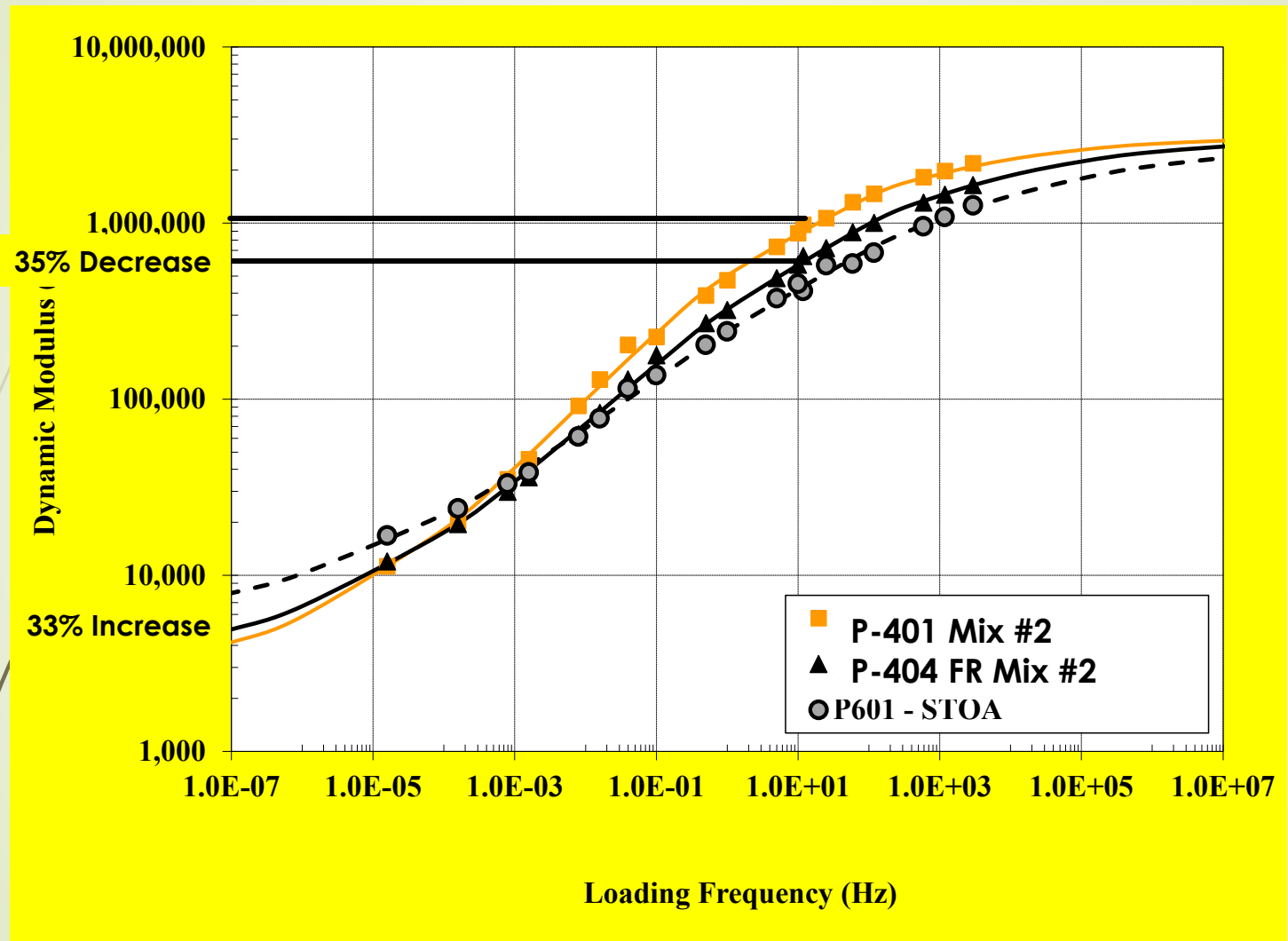
➤ P401 Mix #2 = 5.8%

➤ Fuel Resistance Mass Loss

➤ P-404 FR Mix #2 = 0.31%

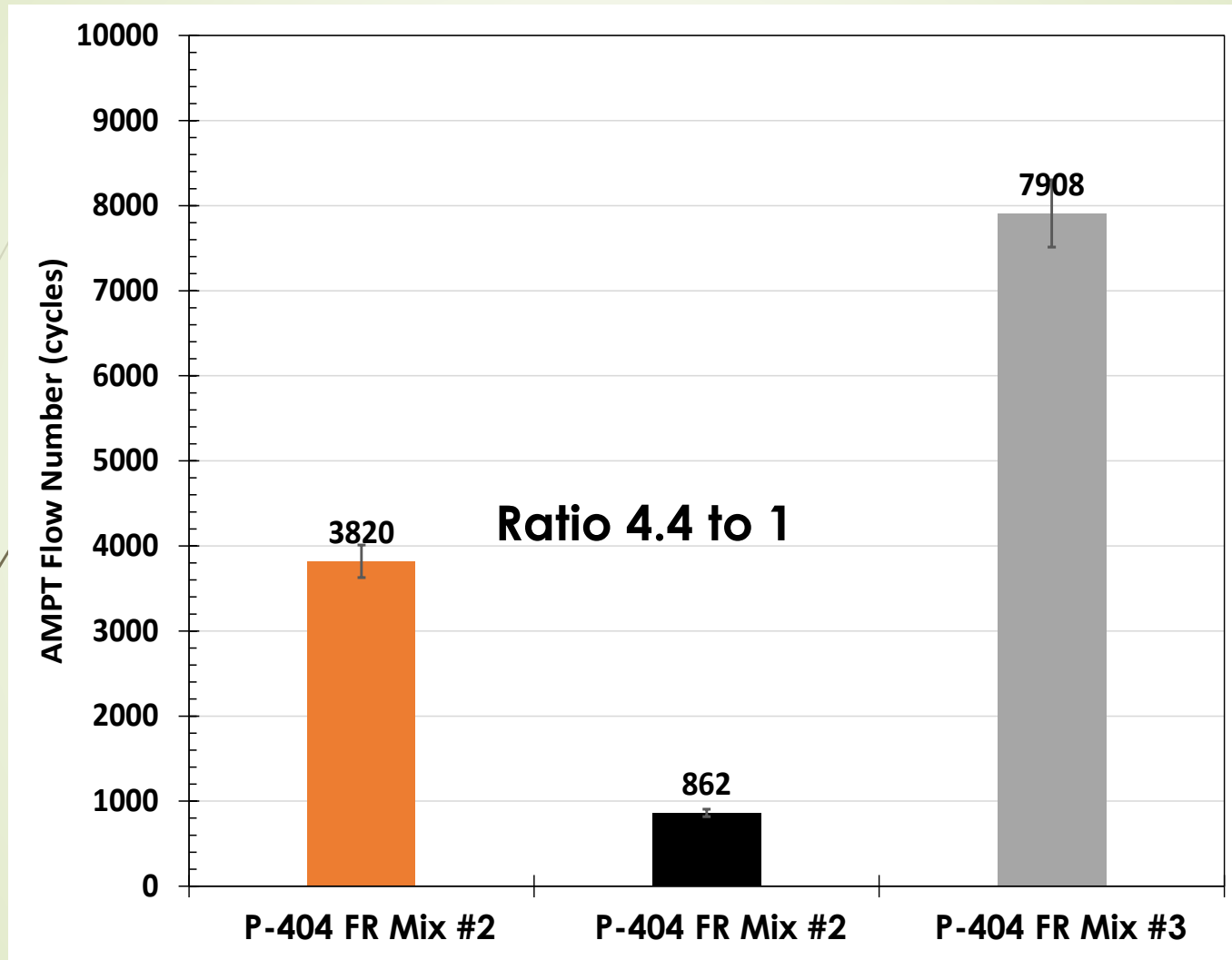
➤ P401 Mix #2 = 5.07%

3/4" Fuel-Resistant Mix



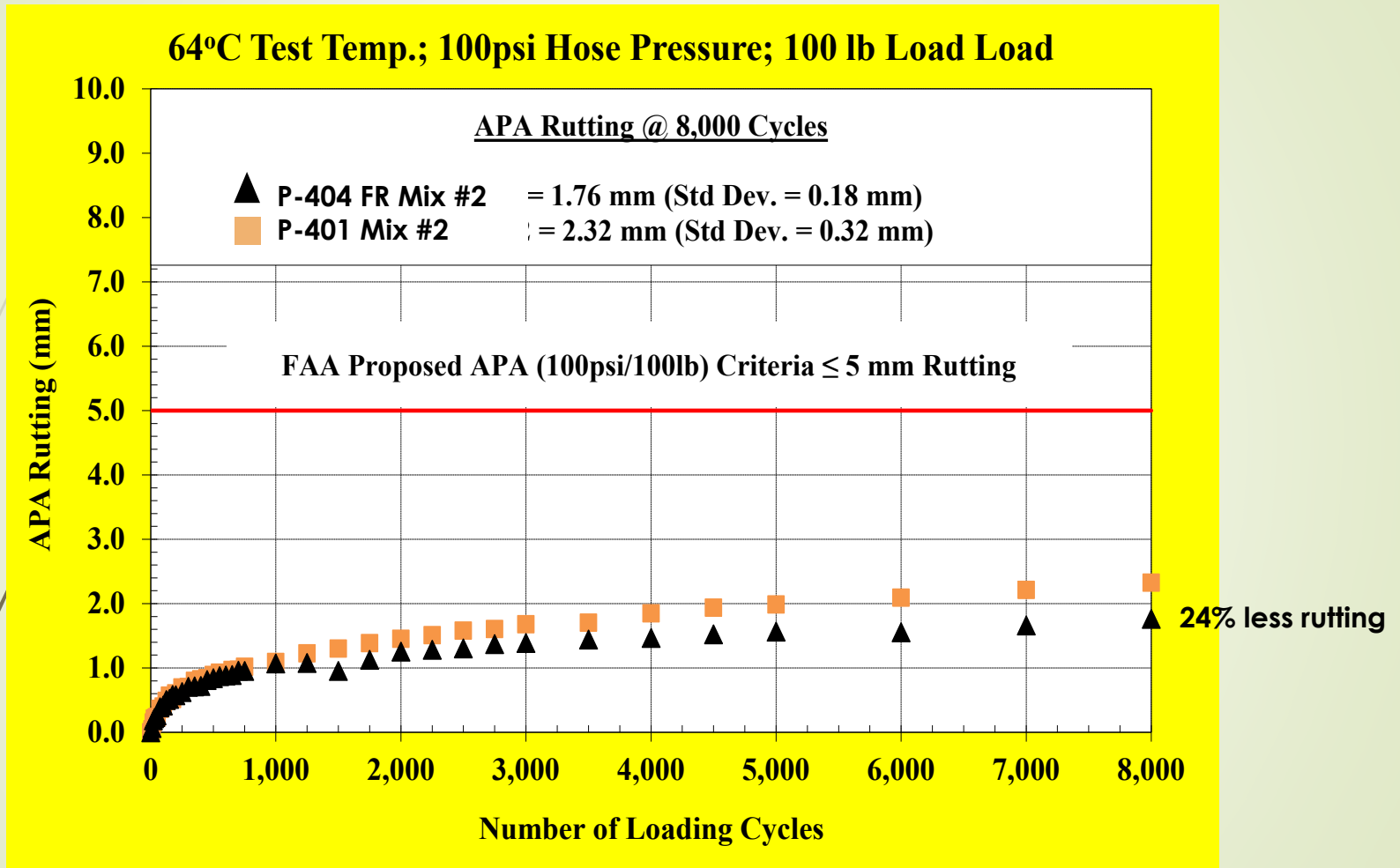
Dynamic Modulus Master Stiffness Curve for Short-Term Oven Aged (STOA) Asphalt Mixtures

3/4" Fuel-Resistant Mix



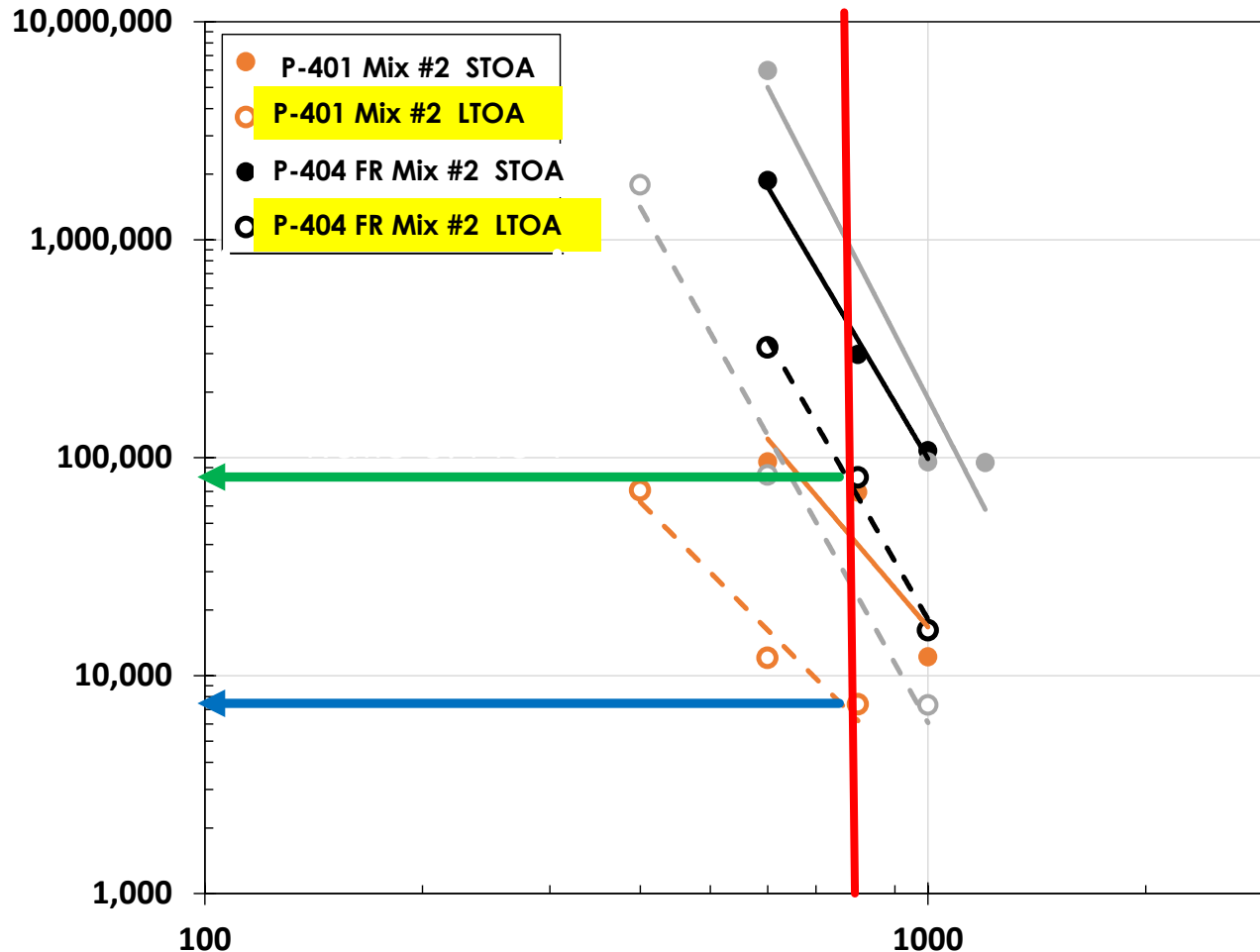
AMPT Repeated Load Flow Number Results

3/4" Fuel-Resistant Mix



Asphalt Pavement Analyzer (APA) Rutting Performance

3/4" Fuel-Resistant Mix



**Beam Fatigue
Cycles to Failure @
800 microstrain**


**P-404 Mix #2 –
80,000 cycles**

**P-401 Mix #2 –
8,000 cycles**

Ratio 10 to 1

**Flexural Fatigue Life for P-404 FR Mix #2 and
P-401 Mix #2 Asphalt Mixtures**

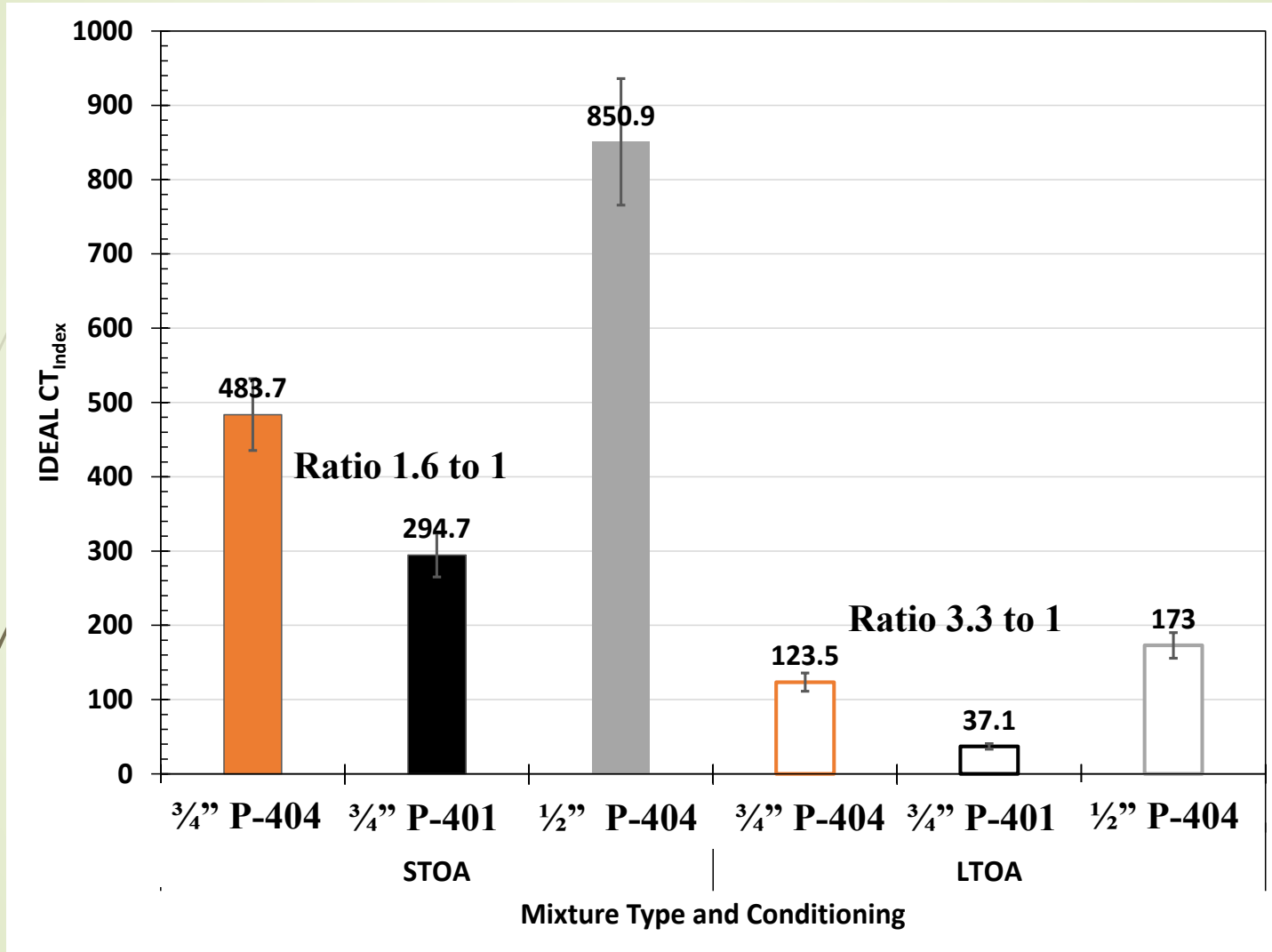
Intermediate Temperature Cracking Resistance Test (IDEAL-CT Test)



IDEAL-CT

- Test performed at 25°C
- Gyrotory-sized (150 mm diameter) test specimens
- Thickness range of 38 to 75 mm
- No need for cutting or notching
- Vertically loaded at a rate of 50 mm/min – can be run on Marshall test apparatus

3/4" Fuel-Resistant Mix



IDEAL CT_{Index} Test Results

P-404 Mix Apron Project at Toronto International Airport - 2020



**FAA P-401 Mix #2 Gradation (12.5 mm mix)
with PG 82-28 FR Binder**

P-404 Mix Apron Project at Toronto International Airport

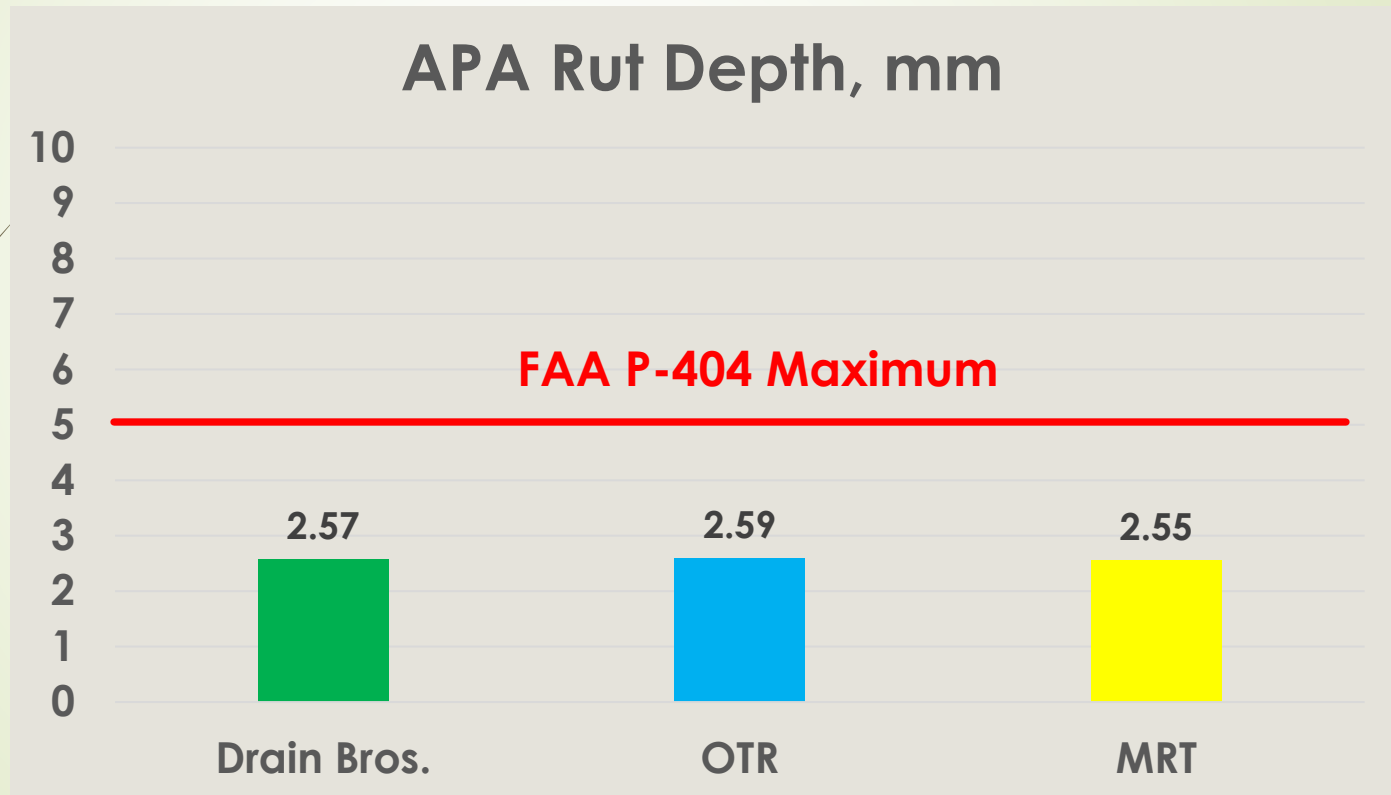


- Prior to using 12.5 mm P-404 mix, Greater Toronto Airport Authority (GTAA) commissioned SNC-Lavalin to perform performance testing
- SNC-Lavalin produced three 12.5 mm P-404 mixes in the laboratory using three aggregate types available in the Toronto area

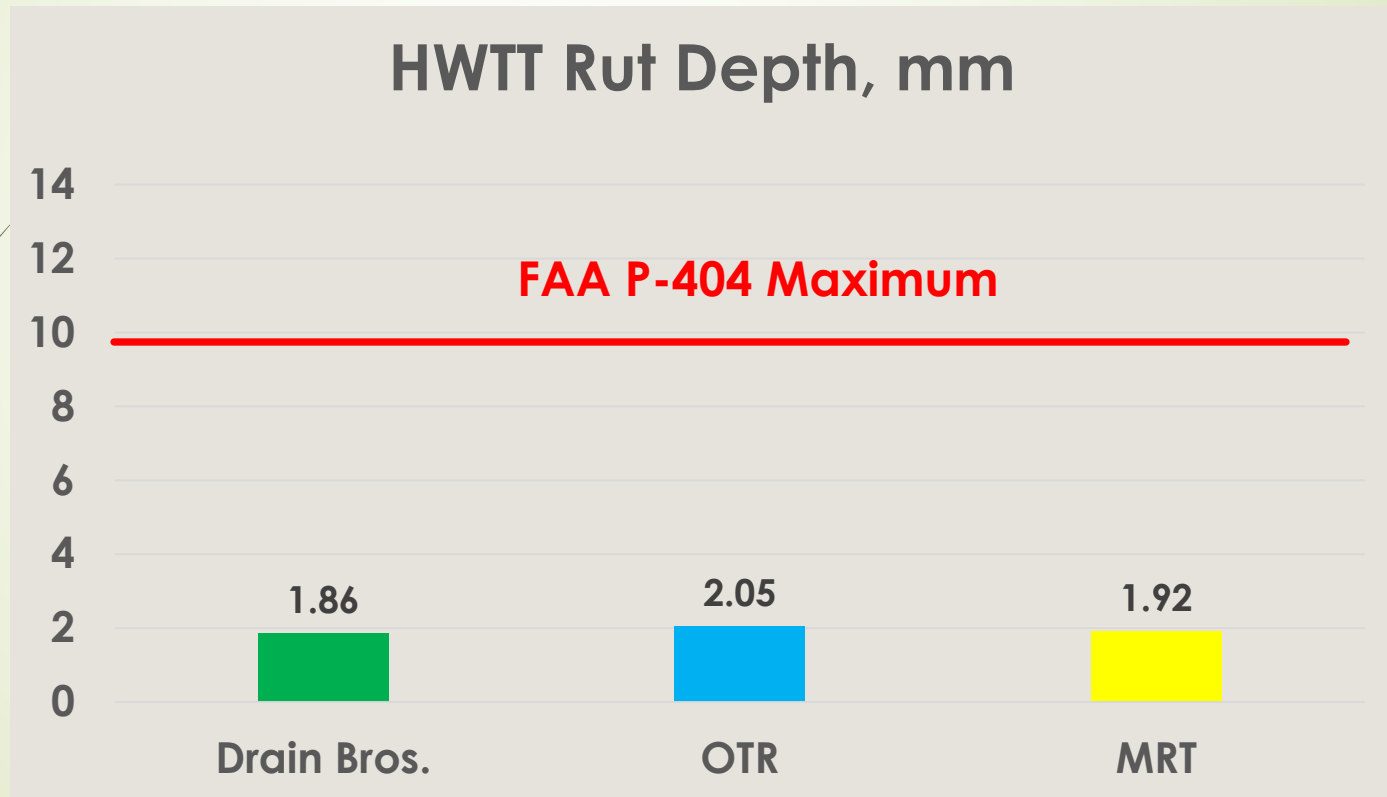
SNC-Lavalin P-404 Research Results

- Asphalt Binder Grade = PG 88-28 FR
- Optimum Asphalt Content
 - Havelock Quarry (Drain Bros.) = 6.9%
 - Bruce Mines Quarry (OTR) = 6.9%
 - Methuen Quarry (MRT) = 6.5%
- Fuel Resistance Mass Loss
 - Drain Bros. = 0.14%
 - OTR = 0.11%
 - MRT = 0.12%

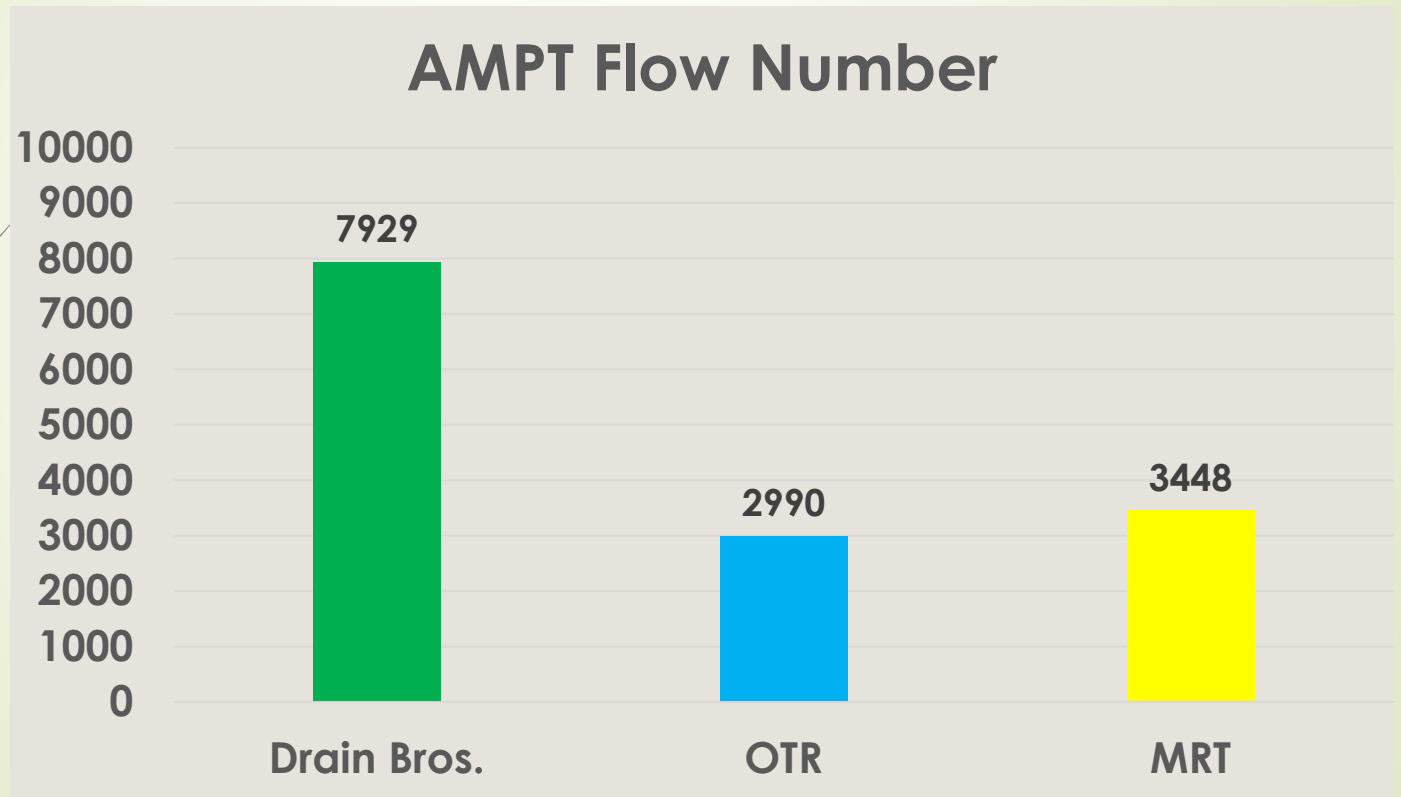
SNC-Lavalin Asphalt Pavement Analyzer (APA) Rutting Results



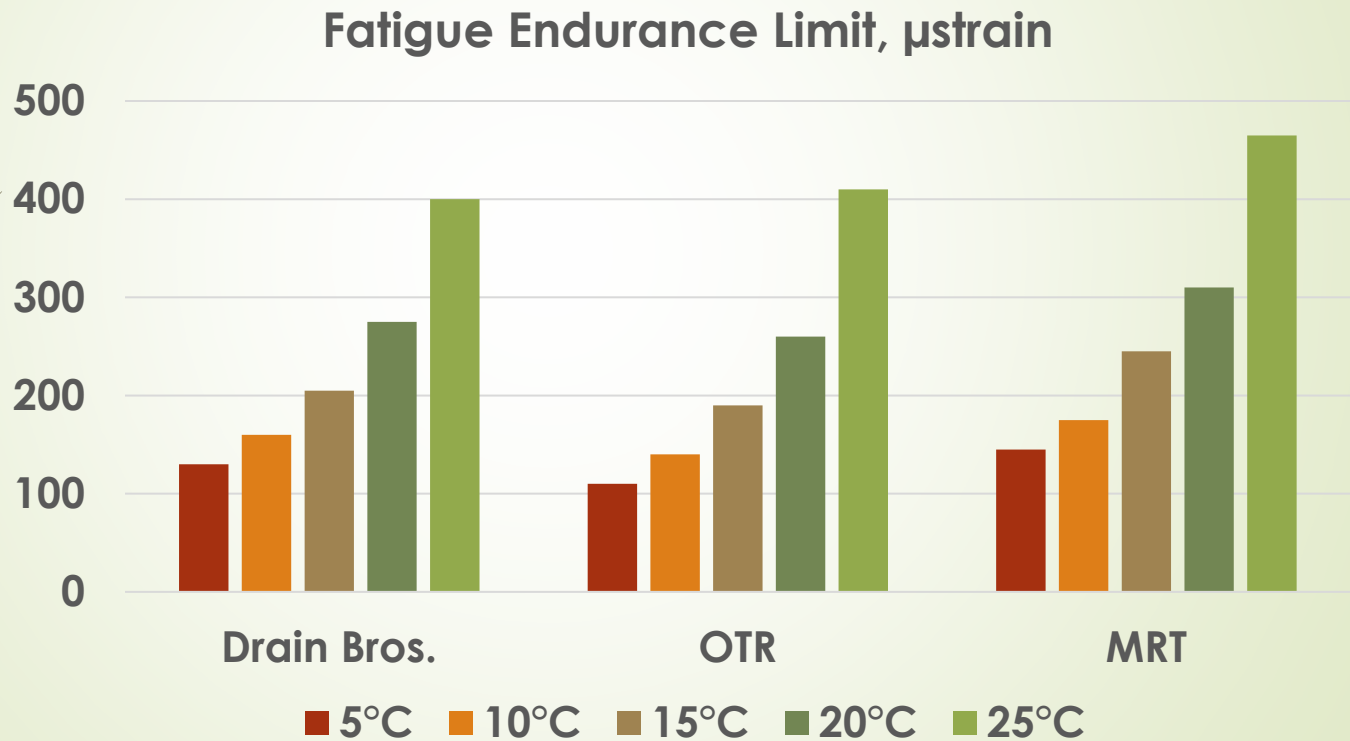
SNC-Lavalin Hamburg Wheel Tracker Test (HWTT) Rutting Results



SNC-Lavalin AMPT Flow Number Rutting Results



SNC-Lavalin Fatigue Endurance Limit Cracking Results



SNC-Lavalin GTAA Study Conclusions

- ▶ “Based on the HMA Fuel Resistant Mix Design laboratory study, it can be concluded that the GTAA P-404 mixes with StellarFlex FR asphalt cement showed high fatigue and rutting performance. As such, it is recommended that, through a field study, a trial section of the runways / taxiways be paved using GTAA P-404 Marshall mixes and compare the performance against a control section paved using GTAA conventional mixes.”

P-404 Cost



- P-404 mix costs approximately 20-25% more than P-401 mix
- Two factors contribute to increase
 - Two to three times more polymer in the liquid asphalt
 - $\approx 1.0\%$ more liquid asphalt in the mix

P-404 Cost



- P-404 mix cost increase affects only one item in the project cost – the surface layer
- Unaffected items typically found on airfield paving projects
 - Milling
 - Patching
 - Base and intermediate pavement layers
 - Striping
 - Electrical work
- Cost increase to total project cost (depending on scope of work) is typically 5-7%

Benefits of FAA P-404 Mix

- FR highly polymer-modified asphalt provides:
 - Outstanding rut resistance
 - Improved fatigue resistance
 - Resistance to fuel and oil damage – eliminates need for coal tar sealers
 - Excellent workability
 - Longer life
- P-404 mix design has increased asphalt content, which provides:
 - Improved fatigue (cracking) resistance
 - Increased pavement life (durability)
- Combination provides resistance to all potential airfield pavement damages – results in longer pavement life and lower life cycle cost

Contact Information

Ron Corun

roncorun@roncorunconsulting.com

(410) 952-4020

Questions?

